



2.4 GHz Yagi Antennas

A2410NJ-DY / A2415NJ-DY

Typically, Yagi antennas compose an array of linear elements, parallel to one another and attached perpendicular to and along the length of a metal boom. Elements on one side of the feed element are longer and act as reflectors. Elements on the other side of the feed element are shorter and act as directors. The antenna radiates in a beam out the end with the shorter elements. Beamwidth varies (longer length produces a narrower beam). This type of antenna produces gain in the 6 to 15 dBi range depending on the overall geometry of the antenna.

Features and Benefits

- Field adjustable to allow vertical or horizontal polarity. Eliminates co-channel interference from neighboring radiators. Polarity markings molded on the antenna ensure proper installation and correct orientation
- Optional articulating mount allows precise adjustment of the antenna both vertically and horizontally
- All antennas include a robust mast mount bracket designed to withstand 125 mph wind
- Matched principal plane beamwidths with excellent sidelobe suppression and cross polarization rejection of more than 20 dB. Provides superior signal quality with enhanced gain performance and minimal interference from neighboring radiators
- 30 dB front-to-back ratio permits less physical separation on the tower, thus adding mounting flexibility at installation sites where space is limited
- Attractive weather-proof radome constructed of UV resistant material provides robust and trouble free use in harsh outdoor climates

General Specifications

Radome Material	White plastic
Polarization	Vertical or horizontal, linear (user adjustable)
Lightning Protection	DC grounded
Nominal Impedance	50 Ohms
Mounting Method	Heavy duty Yagi mounting bracket (included) permits mast mounting on mast up to 2 inches O.D. RLX-MYK18 adjustable wall/pipe mount allows 180° (included angle) azimuth and elevation adjustment (sold separately)
Termination	Type N jack standard with all models

2.4 GHz Yagi Antennas

A2410NJ-DY / A2415NJ-DY

All antennas have been tested for compatibility with RadioLinx products. Please see our Antenna Selection Guide to assist you in choosing the best antenna for your application.

How to Contact Us: Sales and Support

All ProSoft Technology® products are backed with unlimited technical support. Contact our worldwide Technical Support team directly by phone or email:

Asia Pacific

+603.7724.2080, asiapc@prosoft-technology.com
Languages spoken include: Chinese, Japanese, English

Europe - Middle East - Africa

+33 (0) 5.34.36.87.20, support.EMEA@prosoft-technology.com
Languages spoken include: French, English

North America

+1.661.716.5100, support@prosoft-technology.com
Languages spoken include: English, Spanish

Latin America (Sales only)

+1.281.298.9109, latinam@prosoft-technology.com
Languages spoken include: Spanish, English

Brasil

+55-11.5084.5178, eduardo@prosoft-technology.com
Languages spoken include: Portuguese, English

Electrical Specifications

Product #	Frequency Range	Gain	Front-to-Back Ratio
A2410NJ-DY	2.4 to 2.5 GHz	10 dBi	23 dB
A2415NJ-DY	2.4 to 2.5 GHz	15 dBi	30 dB

Product #	Horizontal Beamwidth	Vertical Beamwidth	VSWR
A2410NJ-DY	55°	55°	< 1.5:1
A2415NJ-DY	30°	30°	< 1.5:1

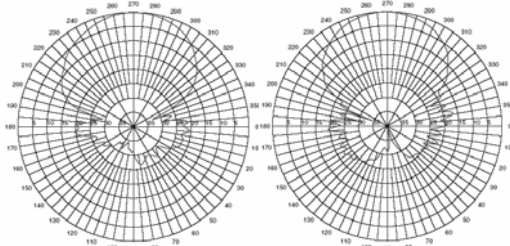
Mechanical Specifications

Product #	Wind Survival	Lateral Thrust at Rated Wind	Equivalent Flat Plate Area
A2410NJ-DY	125 mph	5.8 lbs	0.060 ft ²
A2415NJ-DY	125 mph	18.3 lbs	0.020 ft ²

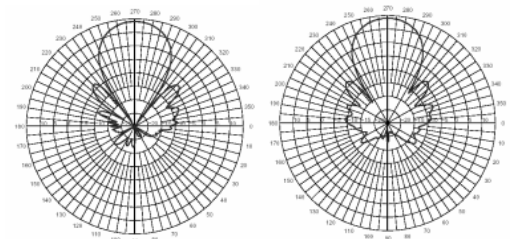
Product #	Length	Weight	Cable
A2410NJ-DY	4.5 in. x 3 in. OD (114 mm x 76 mm OD)	1 lb (0.5 kg)	18 in. (457 mm) coax
A2415NJ-DY	14 in. x 3 in. OD (356 mm x 76 mm OD)	1 lb (0.5 kg)	18 in. (457 mm) coax

Patterns

A2410NJ-DY horizontal / vertical




A2415NJ-DY horizontal / vertical



Mounting Hardware

Part Number	Description	Included with
RLX-MYK18	Adjustable Yagi mounting kit. Clamps to a vertical mast up to 2 inches OD	N/A

Part Number	Works with	Illustration
RLX-MYK18	A2410NJ-DY A2415NJ-DY	

Additional Products

ProSoft Technology® offers a full complement of hardware and software solutions for a wide variety of industrial communication platforms.

Visit our web site at <http://www.prosoft-technology.com> for a complete list of products.

Ordering Information

To order this product, please use the following:

A2410NJ-DY 10 dBi Directional N Jack Yagi Antenna

A2415NJ-DY 15 dBi Directional N Jack Yagi Antenna

To place an order, please contact your local ProSoft Technology distributor. For a list of ProSoft distributors near you, go to <http://www.prosoft-technology.com>

Distributors:

Place your order by email or fax to:

North American / Latin American / Asia Pacific
orders@prosoft-technology.com,
 fax to +1 661.716.5101

Europe
europe@prosoft-technology.com,
 fax to +33 (0) 5.61.78.40.52

Copyright © ProSoft Technology, Inc. 2000 - 2008. All Rights Reserved.
 October 08, 2008